

Installation Guide

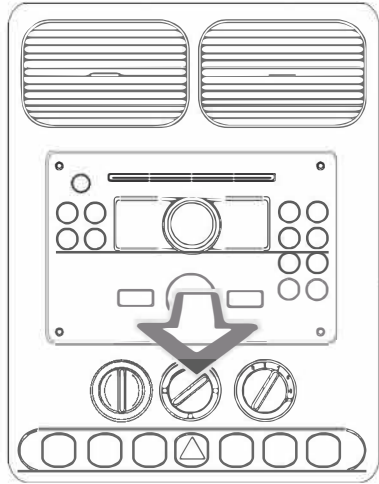
Part No: **CHLR6C**

Land Rover Sport Steering Wheel Controls interface

powered by

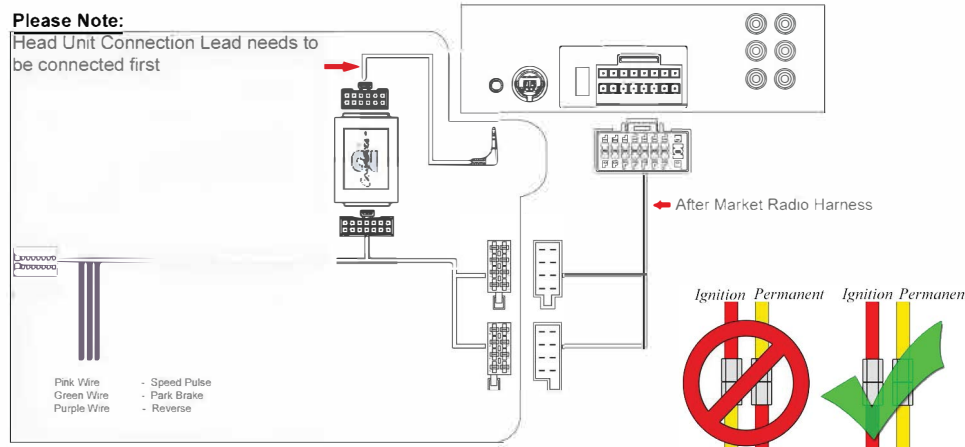
Aerpro
First Choice

Connects
2

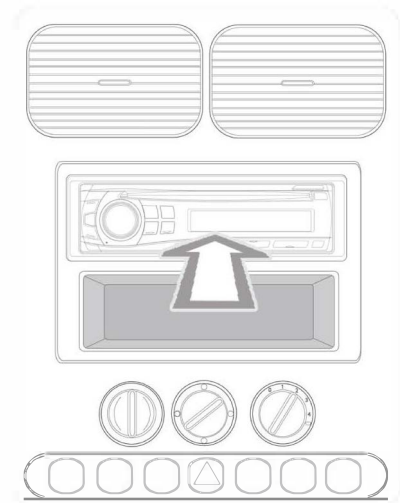


Please Note:

Head Unit Connection Lead needs to be connected first



*Where Applicable



Vehicle Compatibility:

For Vehicle Compatibility visit <https://aerpro.com/CHLR6C>

Steering Wheel Control Functions



MODE Source
Volume +
Volume - Pick Up
Hang Up
Seek/Track+
Seek/Track-

Note for Installing a Sony head unit

Disconnect the interface from the vehicle. Open the interface box and ensure dipswitch 4 on the PCB is set to **off**.

* Note All Dates are guide lines only as specifications of vehicles change